



ROAD TO RIYADH

REGIONAL QUALIFIERS

OVERLAYS

GUIDE

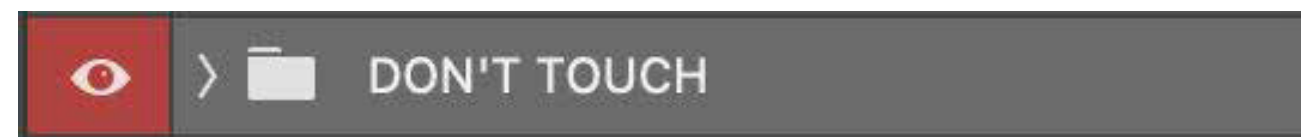
POWERED BY IESF

GUIDELINES

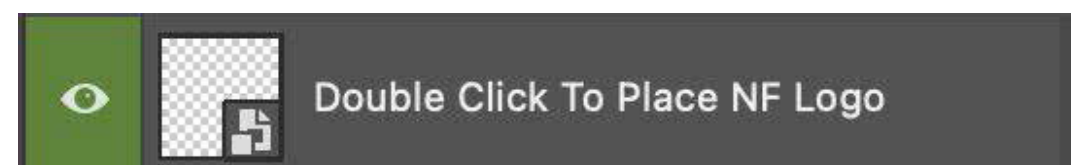
Used dimensions for overlays:
1920x1080 (Full HD)

You can find PSD files and PNGs in the drive folder.

Everything that is marked RED in the photoshop layers, please DO NOT edit or change.



Everything that is marked GREEN in the photoshop layers, is allowed to be adjusted or edited.



It is allowed to resize the objects (headlines, subtitles, names, dates, text boxes, grids, pictures) except the logos.

DO NOT change the position of the IESF, AEC24 and WEC24 logos, background and all the locked layers.

overlapping for:
CS2,
Dota2,
MLBB,
PUBG Mobile

THUMBNAILS

DAY PLACEHOLDER

Change the day number here
[ON EACH THUMBNAIL]

NATIONAL FEDERATION'S LOGO PLACEHOLDER

Put your National Federation's logo here.
Horizontal align center to the canvas.

BRAND LOGO

This is a position for IESF logo

EVENT LOGO

This is a position for event logo

GAME CHARACTER

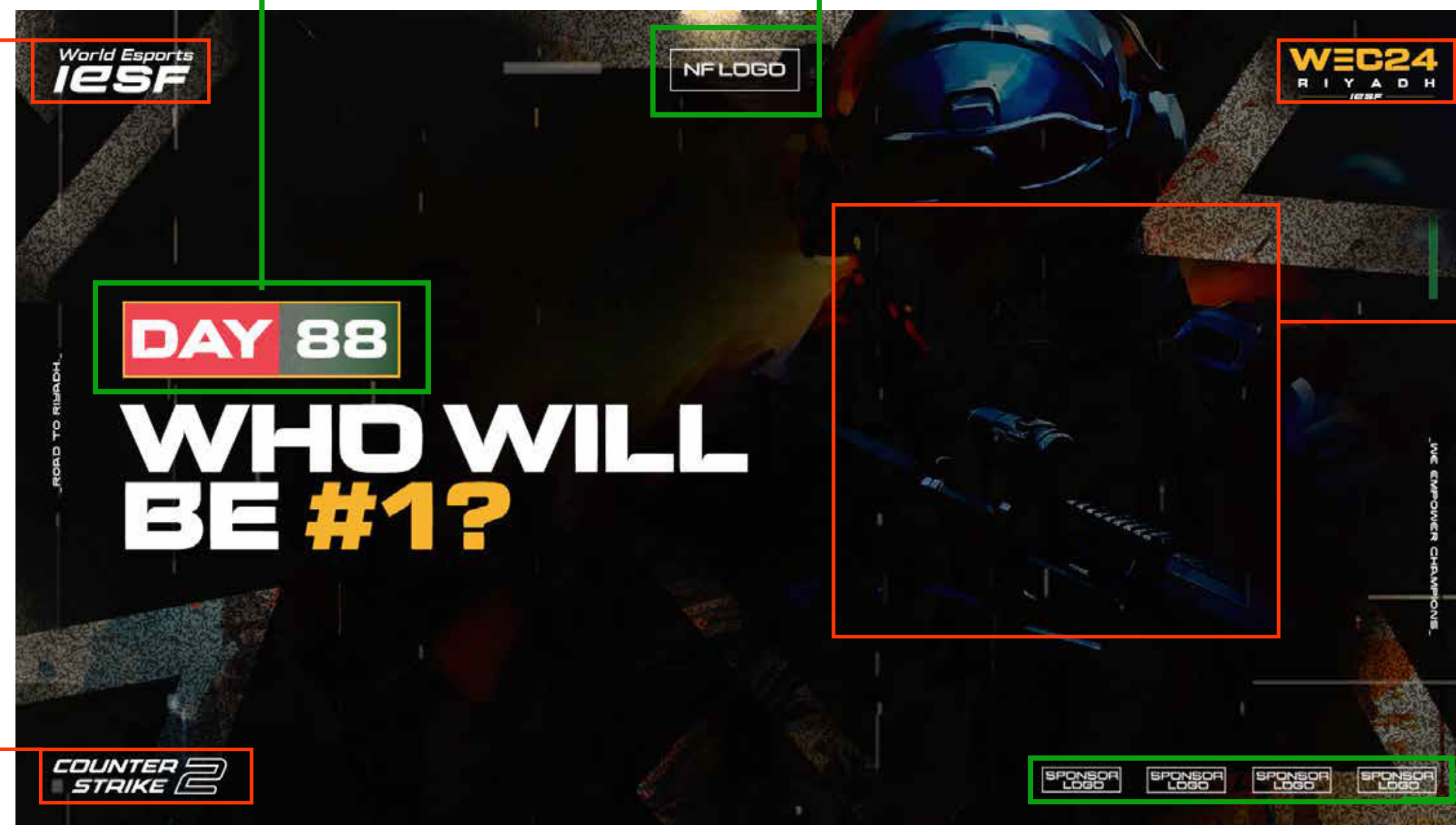
There are characters in the background
from the game that this thumbnail is for

GAME LOGO

This is a position for game logo

SPONSOR'S LOGO PLACEHOLDER

Put your sponsor's logo here.
Add as many logos as you have sponsors,
or remove any extras.
Horizontal align center to the canvas.



RED COLORED - DO NOT CHANGE

GREEN COLORED - ALLOWED TO EDIT OR ADJUST

THUMBNAIL PNG'S SIZE MUST BE < 2MB

CASTERS

overlapping for:
CS2,
Dota2,
MLBB,
PUBG Mobile



EVENT LOGO

This is a position for event logo

CASTER'S NICKNAME

Put caster's nickname here

CASTER'S NICKNAME

Put caster's nickname here

RED COLORED - DO NOT CHANGE

GREEN COLORED - ALLOWED TO EDIT OR ADJUST

GROUPS AND GROUP STANDINGS

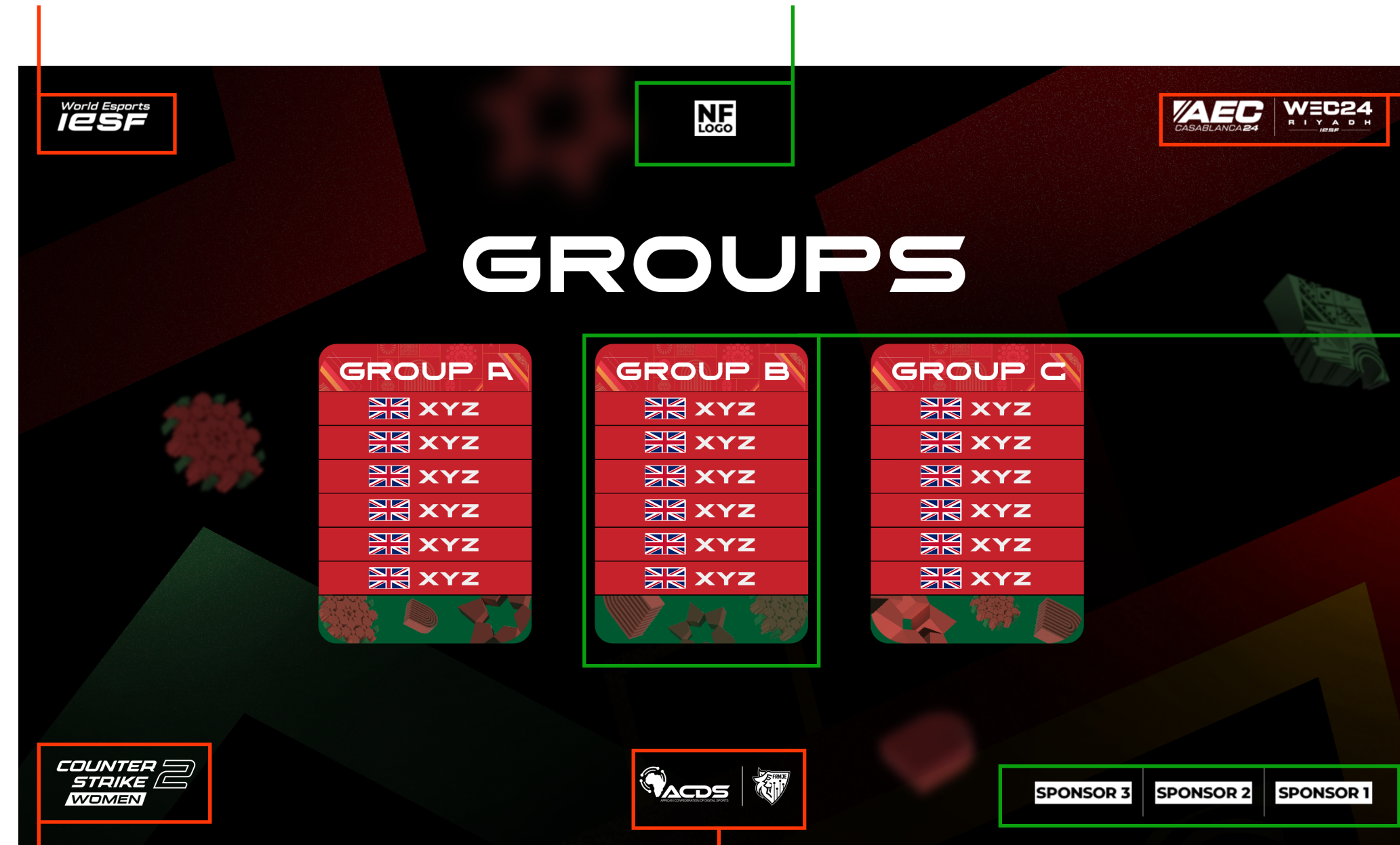
GROUPS:

BRAND LOGO

This is a position for IESF logo

NATIONAL FEDERATION'S LOGO PLACEHOLDER

Put your National Federation's logo here. Horizontal align center to the canvas.



GAME LOGO

This is a position for game logo

HOST SPONSOR LOGOS

This is a position for host sponsor logos

EVENT LOGO

This is a position for event logo

GROUP PLACEHOLDER

Add as many group tables as you have or remove any extras. Fulfill the table with country flag and three letter codes with LOGIK LITE Extended font

SPONSOR'S LOGO PLACEHOLDER

Put your sponsor's logo here. Add as many logos as you have sponsors, or remove any extras. Horizontal align center to the canvas.

GROUP STANDINGS:



GROUP PLACEHOLDER

Change the group name

TEAM/NICK NAME PLACEHOLDER

Put team/nick name here

TEAM POSITIONING PLACEHOLDER

Add as many rows as you have positions or remove any extras. Fulfill the table with country flags with DENA font (use it only in small letters) and points in every column for each team (change the numbers of the points in every column)

GROUP PLACEHOLDER

Add as many group tables as you have or remove any extras. Fulfill the table with team/nick names with DENA font (use it only in small letters)

Everything that is red colored in the "GROUPS" example is the same on the "GROUP STANDINGS" example.

overlapping for:
CS2,
Dota2,
MLBB

SCHEDULE

DATE PLACEHOLDER

Change the date here
(day.month)

NATIONAL FEDERATION'S LOGO PLACEHOLDER

Put your National Federation's logo here.
Horizontal align center to the canvas.

BRAND LOGO

This is a position for IESF logo

EVENT LOGO

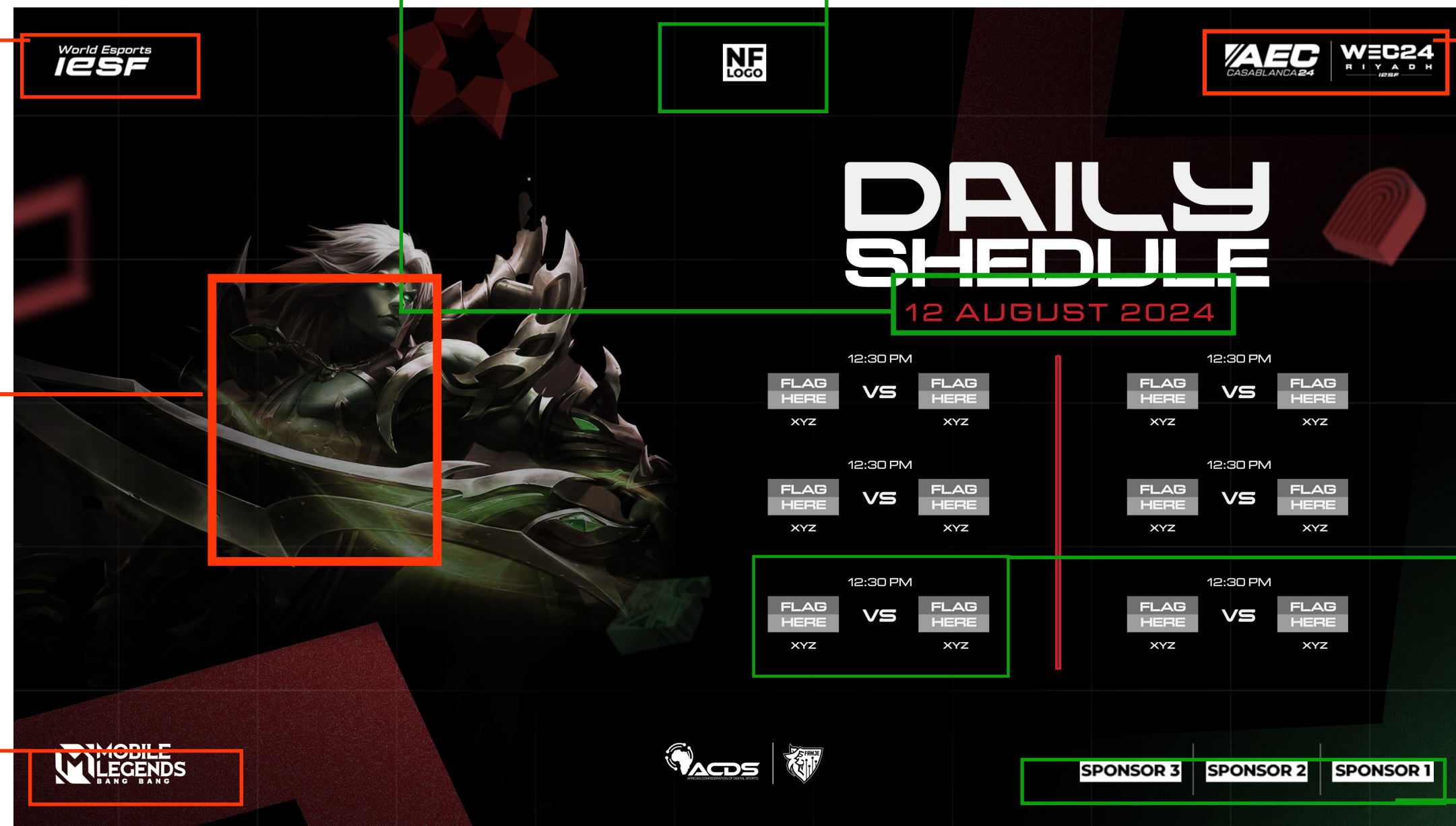
This is a position for event logo

GAME CHARACTER

There are characters in the background from the game that this thumbnail is for

GAME LOGO

This is a position for game logo



MATCH PLACEHOLDER

Add as many boxes like this (with teams or nicknames and time) as you have matches for that day or remove any extras

SPONSOR'S LOGO PLACEHOLDER

Put your sponsor's logo here.
Add as many logos as you have sponsors,
or remove any extras.
Horizontal align center to the canvas.

RED COLORED - DO NOT CHANGE

GREEN COLORED - ALLOWED TO EDIT OR ADJUST

overlapping for:
CS2,
Dota2,
MLBB

BRACKETS

NATIONAL FEDERATION'S LOGO PLACEHOLDER

Put your National Federation's logo here.
Horizontal align center to the canvas.

BRAND LOGO

This is a position for IESF logo

EVENT LOGO


This is a position for event logo

BRACKETS ELEMENTS

You can use one of these boxes to make your own bracket, depending on the game. Fulfill the boxes with country flags and three letter code for each country.

SPONSOR'S LOGO PLACEHOLDER

Put your sponsor's logo here.
Add as many logos as you have sponsors, or remove any extras.
Horizontal align center to the canvas.



GAME LOGO

This is a position for game logo

RED COLORED - DO NOT CHANGE

GREEN COLORED - ALLOWED TO EDIT OR ADJUST

MATCH UPS

NATIONAL FEDERATION'S LOGO PLACEHOLDER

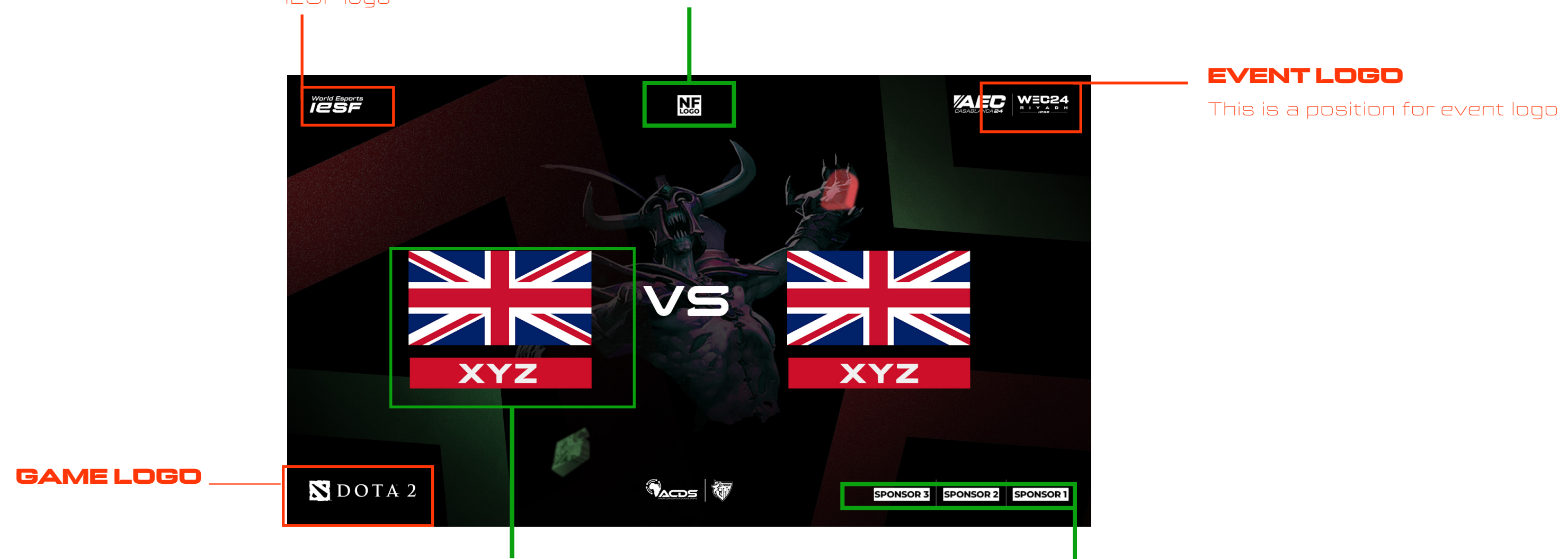
Put your National
Federation's logo here.
Horizontal align
center to the canvas.

BRAND LOGO

This is a position for
IESF logo

EVENT LOGO

This is a position for event logo



TEAM NAME PLACEHOLDER

Put country flag and
three letter code here

SPONSOR'S LOGO PLACEHOLDER

Put your sponsor's logo here.
Add as many logos as you
have sponsors, or remove any extras.
Horizontal align center to the canvas.

GAME CHARACTERS

There are characters in the background
from the game that this overlay is for

RED COLORED - DO NOT CHANGE

GREEN COLORED - ALLOWED TO EDIT OR ADJUST

TEAM INFORMATION

NATIONAL FEDERATION'S LOGO PLACEHOLDER
Put your National Federation's logo here. Horizontal align center to the canvas.

BRAND LOGO
This is a position for IESF logo

EVENT LOGO
This is a position for event logo

TEAM NAME PLACEHOLDER
Put country flag here

PLAYER'S NICKNAME PLACEHOLDER
Put player's nickname here
You can add or remove any "nickname" boxes depending on the teams and game titles

GAME LOGO
This is a position for game logo

SPONSOR'S LOGO PLACEHOLDER
Put your sponsor's logo here. Add as many logos as you have sponsors, or remove any extras. Horizontal align center to the canvas.

GAME CHARACTERS

There are characters in the background from the game that this overlay is for

RED COLORED - DO NOT CHANGE

GREEN COLORED - ALLOWED TO EDIT OR ADJUST

overlapping for:
CS2,
Dota2,
MLBB

PAUSE SCREEN

BRAND LOGO

This is a position for IESF logo

EVENT LOGO

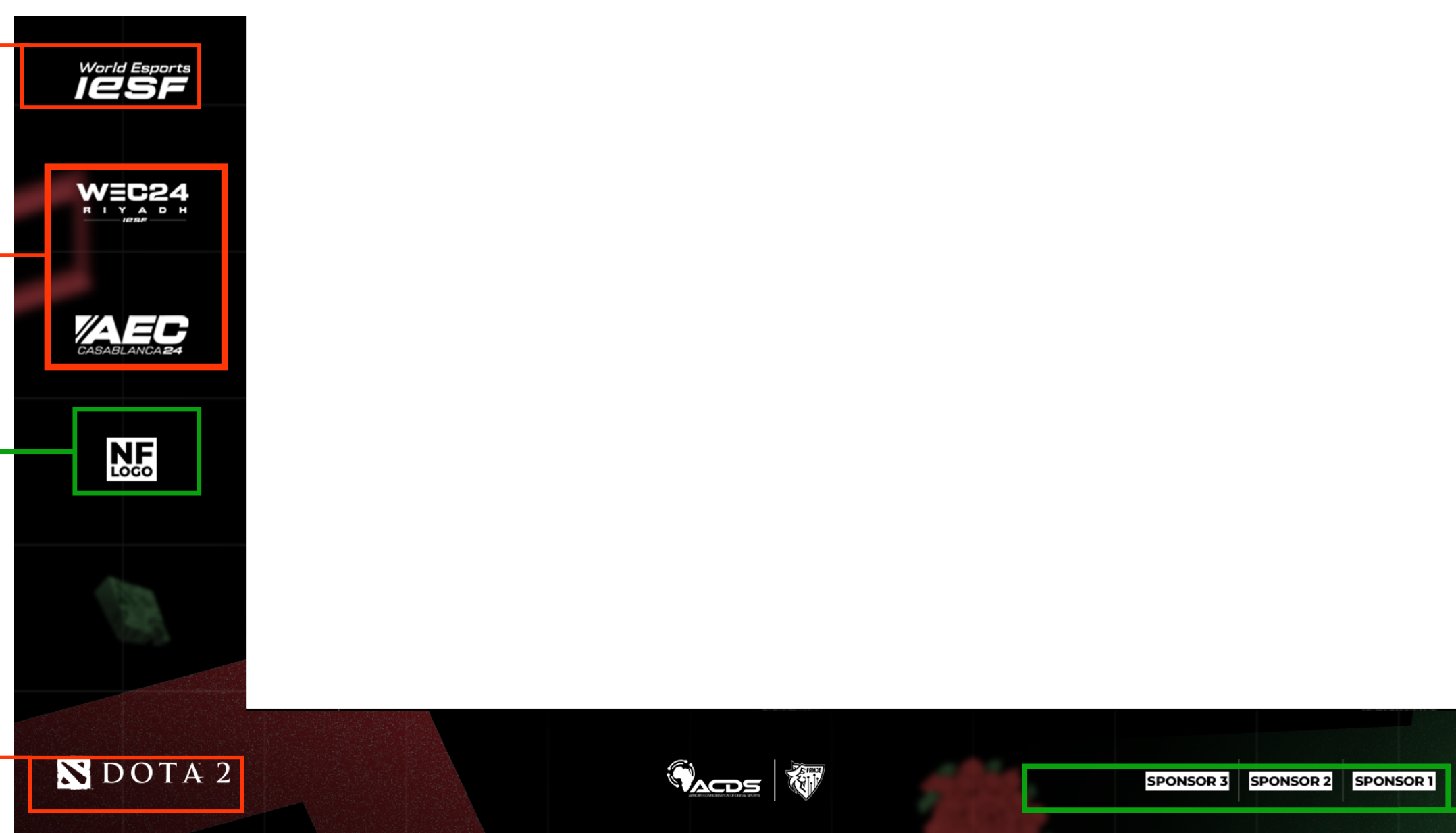
This is a position for event logo

NATIONAL FEDERATION'S LOGO PLACEHOLDER

Put your National Federation's logo here.
Horizontal align center to the canvas.

GAME LOGO

This is a position for game logo



SPONSOR'S LOGO PLACEHOLDER

Put your sponsor's logo here.
Add as many logos as you have sponsors,
or remove any extras.
Horizontal align center to the canvas.

RED COLORED - DO NOT CHANGE

GREEN COLORED - ALLOWED TO EDIT OR ADJUST

overlapping for:
CS2,
Dota2,
MLBB,
PUBG Mobile

MATCH WINNER

NATIONAL FEDERATION'S LOGO PLACEHOLDER

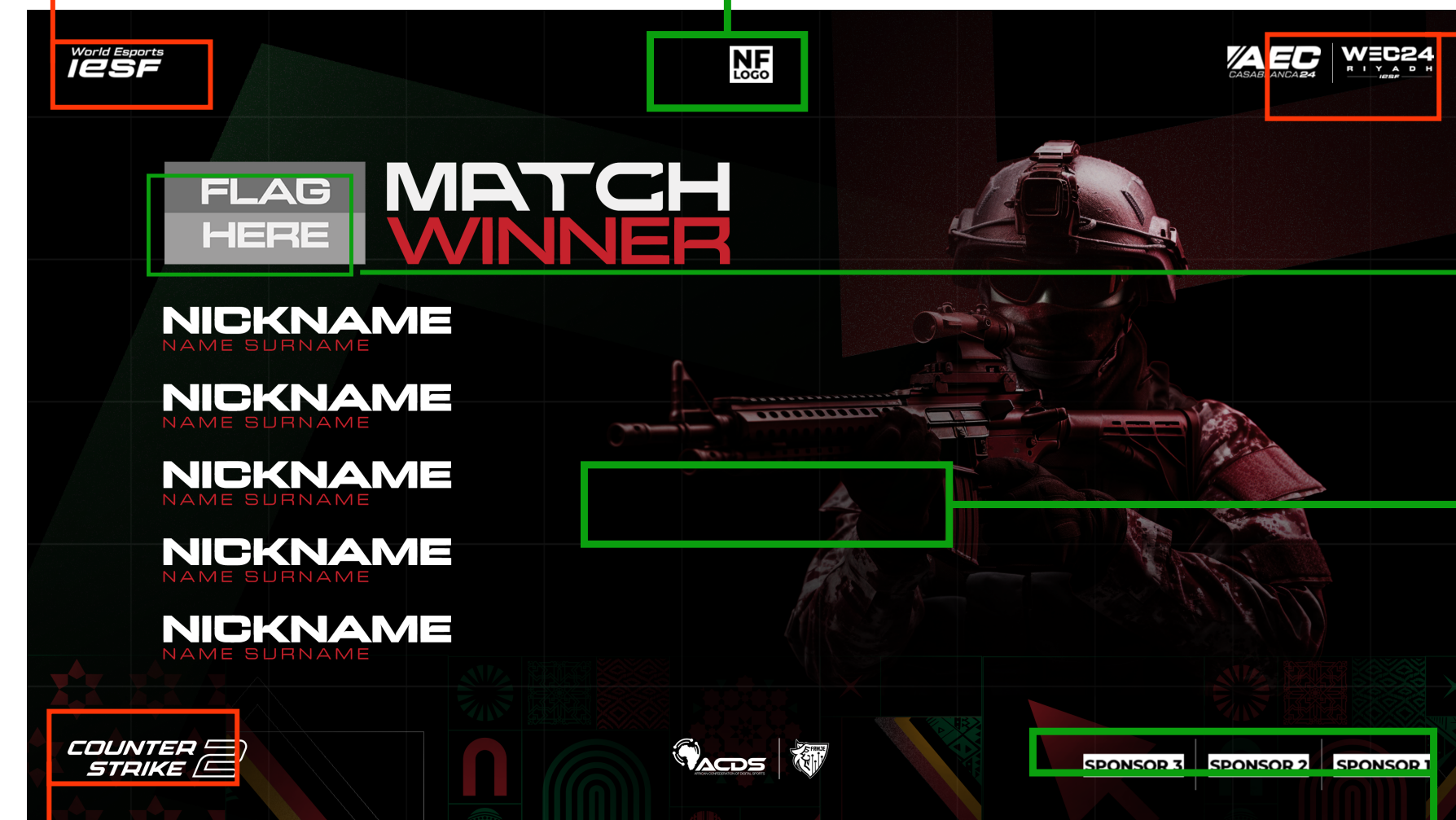
Put your National Federation's logo here.
Horizontal align center to the canvas.

BRAND LOGO

This is a position for IESF logo

EVENT LOGO

This is a position for event logo



TEAM NAME PLACEHOLDER

Put country flag here

PLAYER'S NICKNAME PLACEHOLDER

Put player's nickname here
You can add or remove any "nickname" boxes depending on the teams and game titles

GAME LOGO

This is a position for game logo

SPONSOR'S LOGO PLACEHOLDER

Put your sponsor's logo here.
Add as many logos as you have sponsors, or remove any extras.
Horizontal align center to the canvas.

GAME CHARACTERS

There are characters in the background from the game that this overlay is for

RED COLORED - DO NOT CHANGE

GREEN COLORED - ALLOWED TO EDIT OR ADJUST

OVERLAYS FOR

COUNTER **2**
STRIKE **2**

Ban & Pick VETO
Ingame
Replay

BAN AND PICK VETO

BRAND LOGO

This is a position for IESF logo

NATIONAL FEDERATION'S LOGO PLACEHOLDER

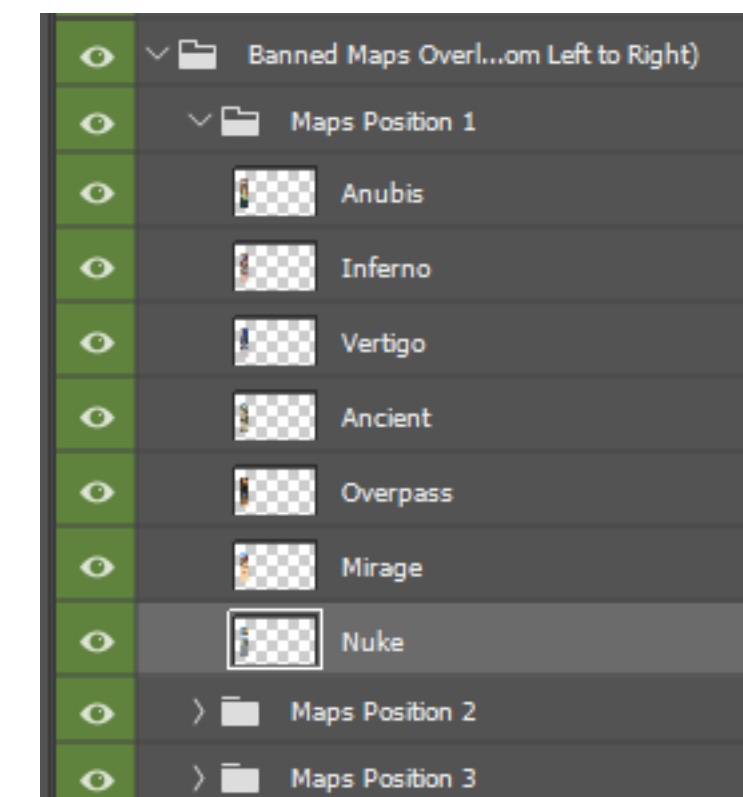
Put your National Federation's logo here.
Horizontal align center to the canvas.

EVENT LOGO

This is a position for event logo



You put the maps in the positions depending on the map veto



layers from the PSD file

In each Group folder in the PSD file there are images of each map, so you can easily arrange which map is banned, picked, or decider

GAME LOGO

This is a position for game logo


TEAM NAME PLACEHOLDER

Put each team name for each map


SPONSOR'S LOGO PLACEHOLDER

Put your sponsor's logo here.
Add as many logos as you have sponsors,
or remove any extras.
Horizontal align center to the canvas.

INGAME AND REPLAY



Make sure you use this overlay ingame all the time.
Don't change these default positions for logos.



If you have replay scenes,
make sure you use this overlay

OVERLAYS FOR



DOTA[®] 2

INGAME

TEAM NAME PLACEHOLDER

Put the team names here

GROUP NAME PLACEHOLDER


Change the group name here

TEAM INFORMATION PLACEHOLDER

Change the information for
the team here

SPONSOR'S LOGO PLACEHOLDER

Put your sponsor's logo here.
Add as many logos as you have sponsors,
or remove any extras.
Horizontal align center to the canvas.



Make sure you use this overlay ingame all the time.
Don't change these default positions for logos.

OVERLAYS FOR



Ingame

INGAME

The diagram shows an in-game overlay with the following elements and callouts:

- MATCH NUMBER PLACEHOLDER**: Located at the top left, containing the text "MATCH X/3". Callout: "Change the number of the match here".
- TEAM NAME PLACEHOLDER**: Located at the top center, containing "TEAM 1" and "TEAM 2". Callout: "Put the team names here".
- NATIONAL FEDERATION'S LOGO PLACEHOLDER**: Located at the top right, containing the "World Esports IESF" logo and an "NF LOGO" placeholder. Callout: "Put your National Federation's logo here. Horizontal align center to the canvas."
- SPONSOR'S LOGO PLACEHOLDER**: Located at the bottom right, containing three boxes labeled "SPONSOR 3", "SPONSOR 2", and "SPONSOR 1". Callout: "Put your sponsor's logo here. Add as many logos as you have sponsors, or remove any extras. Horizontal align center to the canvas."
- Other elements**: "ROAD TO RIYADH" is centered in the top bar. "AEC CASABLANCA 24" is in the bottom left corner.

Additional callout text on the left side: "Fullfill this elements depending on the match number" (note the typo "Fullfill").

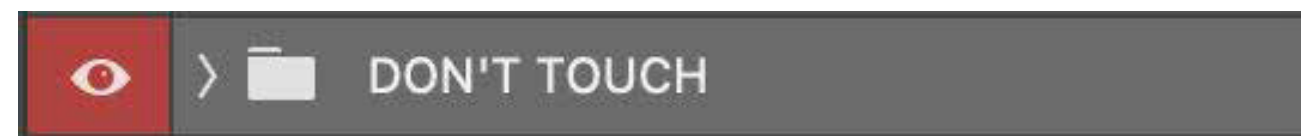
Make sure you use this overlay ingame all the time.
Don't change these default positions for logos.

PUBG MOBILE GUIDES

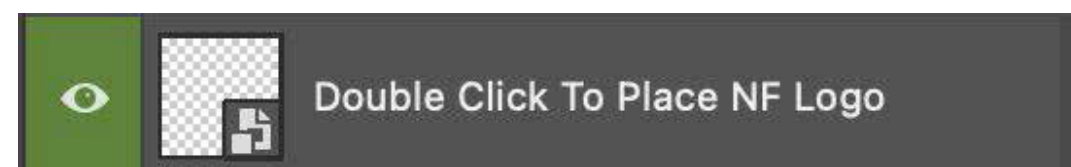
The guides for overlays are the same for all the PUBG MOBILE visuals

You can find PSD files and PNGs in the drive folder.

Everything that is marked RED in the photoshop layers, please DO NOT edit or change.



Everything that is marked GREEN in the photoshop layers, is allowed to be adjusted or edited.



DO NOT change the position of the IESF, AEC24 and WEC24 logos, background and all the locked layers.

DO NOT change the position of the KRAFTON logos (logo pack on the bottom left corner)

WEC24
R I Y A D H
IESF

GLHF!

POWERED BY IESF